



## THIS WEEK'S TOPICS



APPRECIATION  
FOR MUSIC



WELCOME BACK TO  
OUR PRESCHOOL AND  
MIS!



PRESCHOOL  
MERDEKA DAY  
CELEBRATION



## CAMPUS PRINCIPAL'S MESSAGE

Learning a language involves not just the written form i.e. the way it is written with the different strokes as in the Chinese language and the spelling of the words. It also involves the audio aspect i.e. how the words are pronounced and expressed.

During lesson observations of different subjects that were conducted in the English language, we noticed that some of our students face difficulties in pronouncing certain words in English. This is not unexpected as one of the hardest aspects of learning the English Language is proper pronunciation. Unfortunately, frequent mispronunciation of words will not contribute to giving the speaker a positive image.

Before you learn how to speak, you'll need to learn how to listen to detect

the various nuances in the spoken word. Some sounds can be hard to tell apart when you are listening. Did the speaker say 'sleep' or 'slip'? Did he hurt his 'chin' or his 'shin'? If you can detect the difference, it will be easier to speak the difference.

These days, online dictionaries offer the additional benefit of a pronunciation guide in addition to the usual benefits of the traditional printed dictionaries. Pronunciation guides can be one of the most useful tools you can have for practising English pronunciation and these guides are available online for free! For the learning of the English language, however, one has to be mindful that there are 2 types of pronunciation: the English and the American versions. The Oxford Learner's Dictionary gives the English spelling and pronunciation whilst the Merriam-Webster Dictionary offers the American spelling and pronunciation.

English is a language that depends a great deal on where the stress is in

the pronunciation of the words. The stress on the syllables of the word can change the meaning of the word. You can hear this when you say a word out loud. Say the word 'present' out loud. If you place the stress on 'pre' as in 'PREsent' the word has 3 meanings: a gift, available at a place or right at this moment. But if you put the stress at the end ie 'preSENT' you are talking about a verb that means "to give or show" like presenting a book to someone.

As a verb, present is pronounced as [prizent] and as a noun it is [preznt]. Language learning depends a great deal on speaking and in the case of the English language, speaking with the correct stress on the words and also on the intonation used. If all this sounds very complicated, don't worry about memorising all the rules - the best way to learn any language is by reading, listening and practising to speak the words learned. With enough practice, you will eventually be able to recognise the words and get the sounds right. As the saying goes, 'Practice makes perfect'.

学习一门语言不仅涉及书面形式，即中文的不同笔画的书写方式，以及单词的拼写。它还涉及音频方面，即单词的发音和表达方式。

在使用英语进行的不同科目的课堂观察中，我们注意到一些学生在使用英语朗读某些单词时遇到困难。这并不意外，因为正确的发音是学习英语最难的技能之一。不幸的是，频繁的错误发音不会给演讲者一个正面的形象。

在您学习如何说话之前，您需要学习如何聆听并检测口语中的各种细微差别。当您聆听时，有些声音可能难以区分。演讲者说的是“睡觉”还是“滑倒”？他伤到了“下巴”还是“小腿”？如果你能发现差异，就更容易说出其中的差异。

如今，除了传统印刷词典的常见好处之外，在线词典还提供发音指南的额外好处。该发音指南可以成为您练习英语发音的最有用的工具之一，这些指南可在线免费获得！

对于英语语言的学习，必须注意有两种类型的发音：英语和美

国版本。牛津英语词典（Oxford Learner's Dictionary）提供英语拼写和发音，而韦氏词典（Merriam-Webster Dictionary）则提供美式拼写和发音。

英语是一种在很大程度上取决于单词发音中的重音位置的语言。对单词音节的重读可以改变单词的意思。当你大声说出一个词时，你可以听到当中分别。大声地说出“现在（Present）”这个词。如果你把重音放在“pre”上，即“PREsent”，这个词有 3 种含义：礼物、在某个地方可用或此时此刻。但是如果你把重音放在最后，即“preSENT”，你是在谈论一个动词，意思是“给予或展示”，就像向某人展示一本书一样。

作为动词，present 读作 "prizent"，而作为名词，即读作 "preznt"。语言学习在很大程度上取决于口语，在英语的情况下，说话时要正确重读单词和使用的语调。如果这些听起来很复杂，请不要担心记住所有规则 - 学习任何语言的最佳方法是通过阅读、聆听和练习说出所学的单词。通过足够的练习，您最终将能够识别单词并正确发音。正如俗话所说，“熟能生巧”。

Mempelajari sesuatu bahasa bukan sahaja merangkumi aspek penulisan seperti lorekan berbeza dalam penulisan bahasa Cina, atau ejaan perkataan; malah ia turut melibatkan aspek audio seperti cara perkataan itu disebut dan disampaikan.

Dalam pemerhatian pengajaran pelbagai subjek yang dikendalikan dalam bahasa Inggeris, kami mendapati sebahagian pelajar mengalami kesukaran untuk menyebut sesetengah perkataan Inggeris. Ini bukanlah suatu yang di luar jangkaan kerana aspek paling sukar dalam mempelajari Bahasa Inggeris adalah sebutan yang betul. Malangnya, kesalahan sebutan yang kerap akan memberi imej yang negatif kepada penutur.

Kini, kamus atas talian menawarkan fungsi tambahan berbentuk panduan sebutan selain fungsi biasa kamus bercetak. Fungsi ini sangat berguna untuk melatih sebutan bahasa Inggeris yang betul dan ia boleh didapati secara percuma atas talian!

Namun begitu, perlu diingatkan bahawa terdapat 2 versi

sebutan bahasa Inggeris iaitu versi British dan Amerika. Kamus Oxford Learner memberikan ejaan dan sebutan versi British, manakala Kamus Merriam-Webster memberikan ejaan dan sebutan versi Amerika.

Bahasa Inggeris adalah bahasa yang banyak bergantung kepada penekanan sebutan sesuatu perkataan. Penekanan sebutan suku kata boleh mengubah maksud perkataan; contohnya PREsent yang bermaksud hadiah atau hadir berbanding preSENT yang bermaksud penyampaian. Sebagai kata kerja 'present' diucapkan sebagai [prizent] kata nama diucapkan sebagai [preznt].

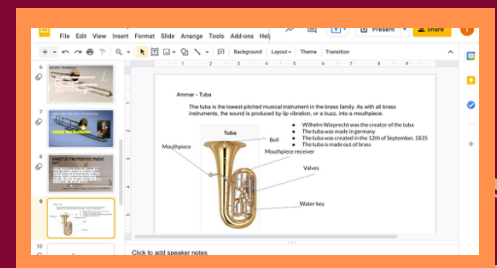
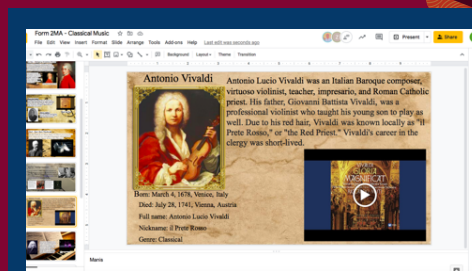
Ternyata penggunaan intonasi dan penekanan suku kata penting dalam penuturan bahasa Inggeris. Jangan khuatir tentang peraturan-peraturan bahasa ini. Apa yang penting adalah teruskan latihan menggunakan bahasa yang dipelajari dengan membaca, mendengar dan bertutur dengan kerap. Lama-kelamaan kita akan dapat mengenali perkataan dan membunyikan dengan sebutan yang betul. Bak kata pepatah 'latihan akan membawa kesempurnaan'.

## Appreciation For Music

In MPS, we teach students to appreciate music in various ways whether by observing, listening or by learning how to play an instrument. The world is full of music and there is music in every culture and every era of history. There are also findings that indicate that listening to music impacts our psychobiological stress system. Our objective of introducing children to music from a young age is to allow them to develop an appreciation for the rhythm and melody of music.

For this term, students from Standard 5 to Form 1 have to learn about the different families of musical instruments (Vocal, Keyboard, Strings, Brass, Woodwind & Percussion). They learn to identify the musical instruments by visualising and listening to the sounds these instruments make. Students are also introduced to how the instruments are played whether by blowing, bowing, plucking or beating. Students will be able to categorise the musical instruments into its family based on the pictures and audio presented. They have to use a Google app to create slides for each instrument.

Secondary students of Form 2 & Form 3 have learnt about famous classical music composers and explored jazz music. They learnt about famous classical composers such as Ludwig van Beethoven, Wolfgang Amadeus Mozart, Johann Sebastian Bach, Frédéric Chopin and Pyotr Ilyich Tchaikovsky and also explored great music from famous jazz musicians such as Miles Davis, Herbie Hancock, Dave Weckl, Chick Corea and Louis Daniel Armstrong. They've used a Google app to create slides on each composer and musician, explaining their biography as well as one of their famous works or performances.



Ammar of Standard 6M shares what he has learnt about the components of a Tuba and its history.

"It's amazing to learn how the music evolves."  
Manis, Form 2M



# Welcome Back to Our Preschool and MIS!

Our Preschool is now back for the new term with renewed enthusiasm and energy! Besides the regular online learning, we had opened the Preschool for onsite learning for parents with letters of approval starting last Wednesday 1st September. Preschool classes will be

fully open to all students for onsite learning next Monday 13th September. After the term break, both teachers and students are excited to get back to school for all their learning activities. Here is a sneak peek of the fun learning happening in the Preschool.



Valentine and Ammar Azfar of Young Adventurous having fun exercising.

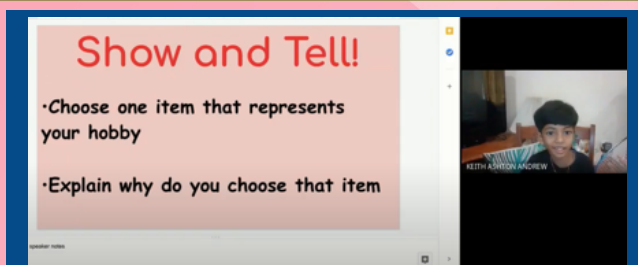
**Watch Now!**



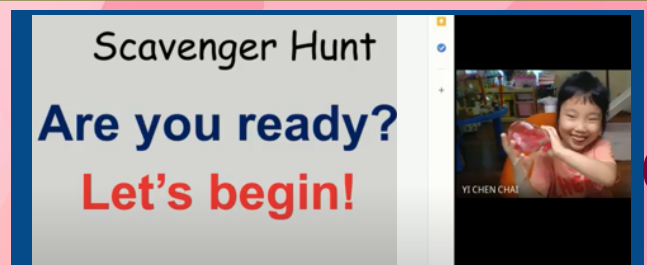
Tarini Kesavan of Bumblee Bee enjoys colouring.

MIS started the new academic year on Monday 6th September with exciting activities planned for them. It has just been the first week, but yet our primary students have already been having their schooling days filled with lots of joyful and engaging lessons. Before the actual lessons began, our Year 1 students briefed

on the class rules and their timetables by their class teacher Ms. Shirley Chang whilst getting to know each other in class. They played interactive games like Show and Tell and Scavenger Hunt where the kids find things available around their houses to meet with the challenge given.



"I enjoy playing badminton." Keith Ashton, Year 1



"I found this bottle that has a circle shape." Yi Chen, Year 1

The new year has begun and we are having a fantastic time in Year 2 with our new class family! We have been learning all about the students and teachers in our classroom and what makes them each special and unique. Through a variety of getting-to-know-you games and activities, the students are developing connections with one another and becoming familiar with the routines and expectations of online learning.

On Wednesday the Year 2s displayed perseverance, respect and the ability to follow directions while completing a directed drawing with their teachers and classmates. Knowing that they are each unique and special in their own way, they continued the activity and have each designed their own unique and colourful fish. Ms. Alicia and Ms. Soraya cannot wait to see the Year 2s learn and grow together as a class family this school year!



Unique and colourful drawing of fish by our Year 2 students.





Merdeka !  
Merdeka !  
Merdeka !  
-Aria Lim, Early Year 2



## Preschool Merdeka Celebration



To show love, respect and loyalty towards our country, Early Years teachers have sent out to all parents learning boxes with materials that include the Jalur Gemilang. On 31st August to celebrate National Day, the children took photographs/ videos of themselves holding the Malaysia flag and shouting out "Merdeka" three times to show

to show their patriotism towards their country, Malaysia. Instilling the value of patriotism in children helps them to become responsible citizens. This activity will later be incorporated into our celebrations for Malaysia day on the 16th of September.




Yuniss Lee En Tong of Bumble Bee waving the Jalur Gemilang proudly.




"I'm proud to be Malaysian!"  
Mohniswh Arulraj, Mighty Duck



"Happy Merdeka Day!"  
Fam Wei Ran, Young Travellers



Muhammad Daiyan Hakim of Fantastic Flamingo together with his parent and grandparents shouting Merdeka! Merdeka! Merdeka!



"I salute you, Malaysia!" Hashvin Krishanth of Young Explorer